

Ordering example: 4 x HG-750-125

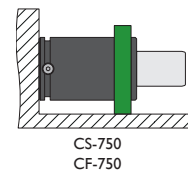
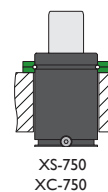
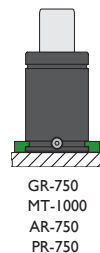
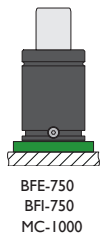
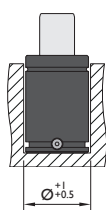
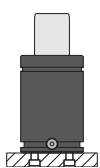
Order No.	S ⁽¹⁾ mm	L mm	A mm	F ₀ ⁽²⁾ daN (20°C, 150 bar)	F daN	(3)	kg
HG-750-13	12.5	95	82.5	740	1100	No	0.97
HG-750-25	25	120	95		1100	No	1.08
HG-750-38	37.5	145	107.5		1100	No	1.2
HG-750-50	50	170	120		1100	No	1.32
HG-750-63	62.5	195	132.5		1100	No	1.42
HG-750-80	80	230	150		1100	Yes	1.58
HG-750-100	100	270	170		1100	Yes	1.77
HG-750-125	125	320	195		1200	Yes	2.01
HG-750-160	160	390	230		1200	Yes	2.34
HG-750-200	200	470	270		1200	Yes	2.72

(1) other strokes under request (2) alternative forces upon request (3) ESK available for other strokes



Pressure medium	N ₂	Working temperature	0-80°C	Min. security stroke	10%
Max. Charging pressure	150 bar	Temperature related force increase	+0.34%/°C	Repair Kit	KIT HG-750
Min. Charging pressure	25 bar	Max. working speed	1.6 m/s	Linkable	G1/8"

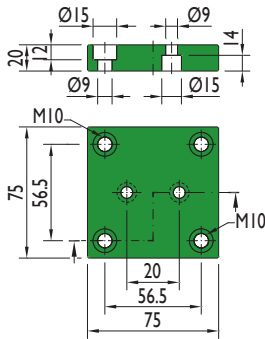
Mounting possibilities



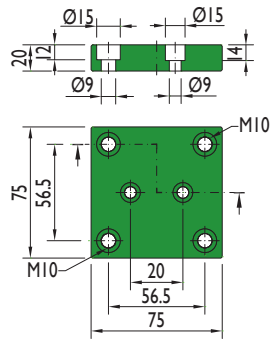
Flange must not support spring's force

Flanges

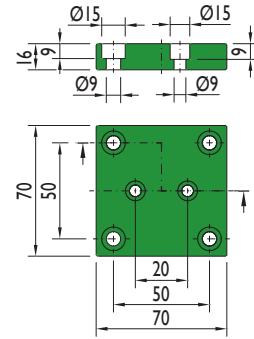
BFE-750



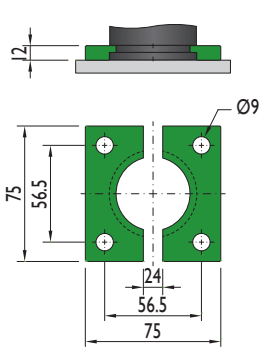
BFI-750



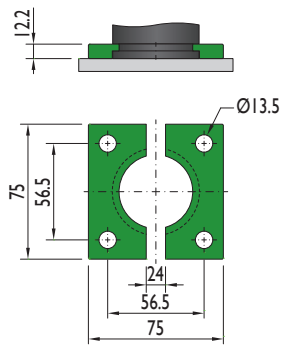
MC-1000



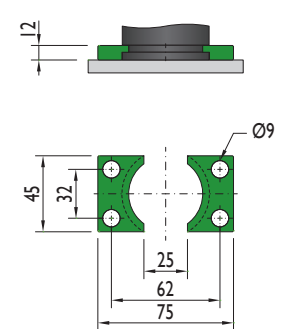
GR-750



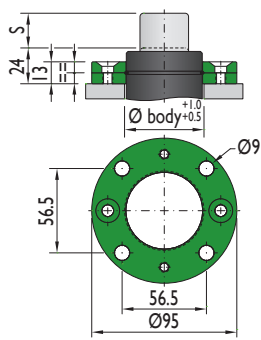
MT-1000



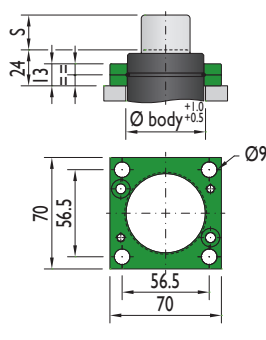
AR-750



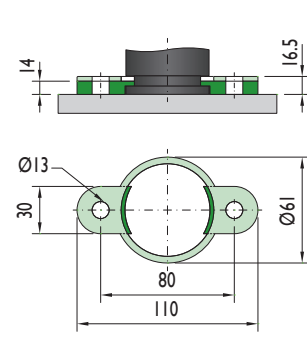
XS-750



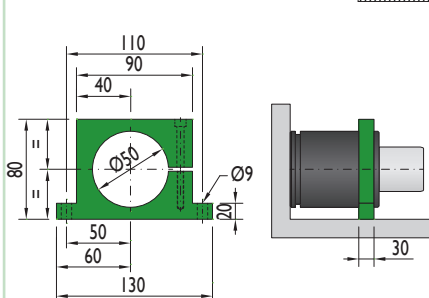
XC-750



PR-750

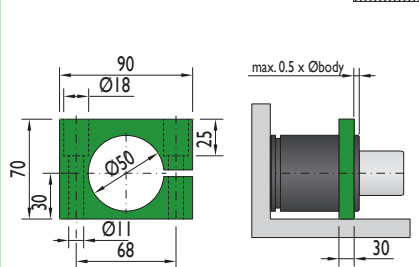


CS-750



Flange must not support spring's force

CF-750



Flange must not support spring's force