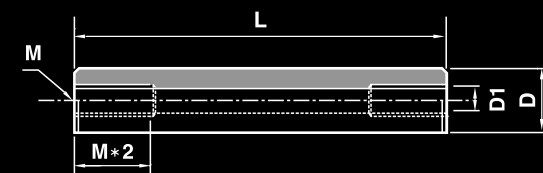
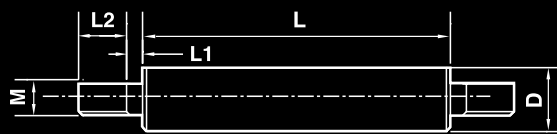

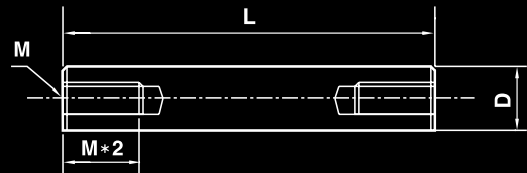


Pin - Special Type

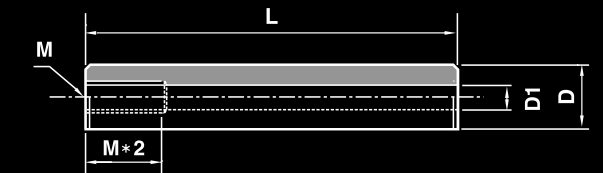
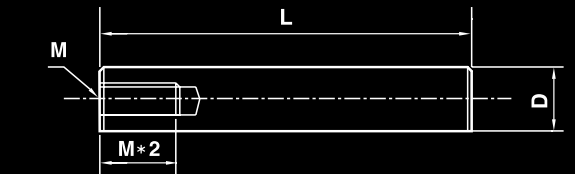
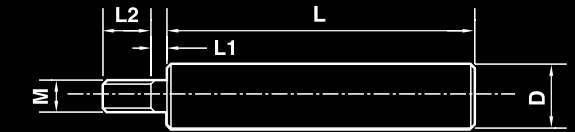
Pin - Special Type A



D	L	L1	L2	M	D1
5	40 50 60 70 80 90	4	6	M3	2.5
6					
8			8	M4	3.3
10	40 50 60 70 80 90 100	5	10	M5	4.2
12			12	M6	5

- Material : 100Cr6 (DIN) / SUJ 2 (JIS)
- Hardness : 60-64 HRC
- Tolerance : $\varnothing 5 \sim \varnothing 12$ (0~-0.003)

Pin - Special Type B



D	L	L1	L2	M	D1
5	40 ~ 90	4	6	M3	2.5
6					
8	40 ~ 150	5	8	M4	3.3
10			10	M5	4.2
12			12	M6	5

Pin - Special Type C



D	L	D1
5	40 ~ 90	2.5
6		
8	40 ~ 150	3.3
10		4.2
12		5

- Material : 100Cr6 (DIN) / SUJ 2 (JIS)
- Hardness : 60-64 HRC
- Tolerance : $\varnothing 5 \sim \varnothing 12$ (0~-0.003)